

187-JT Stevens ES

Jessica McNeal Johnson

Shawn Buchanan

2018-19 Schoolwide Programs: Campus Improvement Plan

187-JT Stevens ES

Principal: Jessica McNeal Johnson

Executive Director: Shawn Buchanan

Met Standard

Campus Distinctions

SELECT A DISTINCTION DESIGNATION

SELECT A DISTINCTION DESIGNATION

SELECT A DISTINCTION DESIGNATION

SELECT A DISTINCTION DESIGNATION

SELECT A DISTINCTION DESIGNATION

Campus Mission/Vision Statement

CAMPUS ASSURANCES AND CERTIFICATIONS FOR THE 2018-2019 SCHOOL YEAR

YES the Fort Worth ISD School Board;

YES the Texas Education Code;

YES Title I, Part A; and

Select Priority / Turnaround Plans

When you select "Yes," you are certifying that you have access to or have received the document that outlines all of the requirements discussed above. Additionally, you are indicating your assurance that these requirements will be implemented on your campus by yourself, your designee, or your leadership team.

[Click here to see the full Guide to Campus Assurances](#)

2018 -2019 State Accountability Domain Scores




Domain 1: Student Achievement	
Domain 2: School Progress	
Domain 3: Closing The Gaps	

SBDM Members

Name	Role
Jessica M. Johnson	Campus Non-Tch Prof
Eric Montoya	Additional Appointed Rep
Emily Isaac	Teacher
Sara Montanez	Teacher
Joel Snead	Teacher
Chris Reeves	District-Level Staff
Lily Belew	District-Level Staff
Chris Branigan	Community Rep
Jordan Beucher	Community Rep
Andy Sewell	Business Rep
**Nomination **	Business Rep
Nomination	Parent
Nomination	Parent
Nomination	Parent
	Select
	Select
	Select
	Select

Fort Worth ISD Mission

Preparing ALL students for State Accountability Status



1. Fewer number of suspensions
(add approx. number

2. Positive relationships with
community and parent
organization

1. Readily share ideas and
resources with staff members

2. Attract and retain high trained
staff

3. Maintain use of compliment,
restorative, and relationship

1. Analyzing data, data driven
instruction, instructional
planning, and PLCs

2. Support from colleagues and
sharing of curriculum and
instructional resources

1. Continue to promote positive

1. Meet social and emotional needs of
students while focusing on student
achievement, lowering number of
student incident reports

2. Grade level support across content
areas; need for collaboration within
the grade level each other

3. Need for parental involvement

1. Provisions for purposeful and
prioritized, and more appropriate
grade level professional development

2.

1. Provide vertical alignment for content
areas

2. Utilize PLCs for data driven decisions
and reflect on instructional practices

Student Outcome Goals

Goal:

	Baseline (BOY)	to Target	by Deadline
	28%	33%	EOY
	52%	37%	EOY
	22%	37%	EOY
	8%	28%	EOY
	42%	59%	EOY

Alignment

Title I Components	PBMAS	Implementation Action Steps (Target Element Strategies)	Person(s) Responsible	Timeline	PD Code	Budget Source	Amnt	Focus
1	1,2,4,5	Utilize Data Analyst to assist teachers with analyzing student performance data in data meetings and/or PLCs to make instructional decisions that directly impact student achievement and to mentor new and struggling teachers	Data Analyst &	August-May	Mgt/PLC	Title I	\$ 70,460.00	Achievement
2	1,2,10	Increase percent of 2-3 grade students achieving 75% or higher on FWISD standard of two (2) weekly lessons on FWISD progress monitoring system for reading and incentivize students/classrooms for achievement and progress--Incentive Program	Administration, Data Analyst, Teachers	August-May	PLC	Title I	\$ 2,870.00	Progress
3	1,2,3,10	Percent of students in grades 2-3 making progress as measured by FWISD local assessments of key enduring understandings and skills in reading and incentivize students/classroom for achievement and progress	Teachers, Data Analyst, Administration	Sept-May	PLC	Title I	\$ 1,000.00	Progress
4	1, 2, 9	Provide interventions to supplement classroom instruction	Administration, Tutor	October-May	Pull-Out	Title I	\$ 4,370.00	Achievement
5	1,3,4,5	Travel for teachers and/or administrators to attend professional development opportunities	Administration and Teachers	August-May				

7

1,2,8,9

Planning and data meetings for STAAR testing grade levels to review data and plan accordingly for upcoming assesments and student groups

Administration, Data Analyst,
Teachers

2018-19 Schoolwide Programs: Campus Improvement Plan

Principal: Jessica McNeal Johnson

Student Outcome Goals Progress Monitoring

Leadership Director: Shawn Buchanan

Opportunity Progress Monitoring Schedule: **BOY** (August 20 - November 2) **MOY** (November 5 - February 22) **EOY** (February 25 - May 31)

Focus	Percent of students in Grade 3 reading on or above grade level, as measured by the STAAR on level standard for reading, will increase from 28 to 33 percent.	BOY %	MOY %	EOY %	Target %	Difference
SMART Goal					37%	
(Target	Students in grades K-1 reading on or above grade level as measured by FWISD universal screener/progress monitoring tool				37%	
Element	Students in grades 2-3 completing two weekly lessons on FWISD progress monitoring system for reading				59%	
Systems)	Students in grades 2-3 making progress as measured by FWISD local assessments of key enduring understandings and skills in reading					

Action Step	Implementation Action Steps - Progress (Target Element Strategies)	Implementation Evidence	BOY Status	MOY Status	EOY Status	Reflections/Feedback f# t
1 Avg Activities per Week FWISD Standard 2	2-(Progress) Percent of 2-3 grade students achieving 75% or higher on FWISD standard of 2 weekly lessons on FWISD progress monitoring system for reading and incentivize students/classrooms for achievement and progress	By May 2019 75% of students will score 75% on the first try of the Achieve article and 100% of students will complete two (2) lessons per week.				
2 Monitor Lexile Gain	3-(Progress) Percent of students in grades 2-3 making progress as measured by FWISD local assessments of key enduring understandings and skills in reading and incentivize students/classroom for achievement and progress	By May 2019, 65% of students in grades 2-3 will increase their Lexile score by 125 points from BOY Lexile level set.				
3 Schedule for Data Levels Update monthly data	1-(Achievement) Utilize Data Analyst to assist teachers with analyzing data to make instructional decisions to increase student achievement and to mentor new teachers	By May 2019, 70% of student outcomes will increase due to the intentional planning from data analysis.				
4 Provide interventions to supplement classroom instruction	4-(Achievement) Provide interventions to supplement classroom instruction	By May 2019, 80% of students receiving interventions from the pull-in/push in tutor will increase in their reading behaviors and reading levels per six weeks.				

5 5-(Tchr/Staff Quality) Travel for teachers and/or administrators to attend professional development opportunities


100% of teachers attending professional learning opportunities will implement the new learning as measured by feedback in Strive thus yielding an increase in student outcomes.

6 6-(Achievement) Purchase campus and classroom supplies (i.e. toner, ink, paper, and other specified supplies for teacher lessons), incentives, materials, and technology to address student needs





100% of teachers will have access to the materials needed to provide quality and engaging lessons that will directly improve student achievement.

7 8-(Tchr/Staff Quality) Principal Johnson to attend ASCD Empower 19 in March 2019--focus on student engagement strategies and data driven instruction

Feedback provided to classroom teachers in Strive will reflect new learning to promote and increase student engagement



--	--	--	--	--	--	--	--	--	--



Campus Needs

2018-19 Schoolwide Programs: Campus Improvement Plan

Campus Needs - Student Achievement Action Plan

Principal: Jessica McNeal Johnson

Leadership Director: Shawn Buchanan

This streamlined CIP format is designed to provide campuses the flexibility to support highest need areas more thoroughly and efficiently.

Focus SMART Goal Campus Priorities	Campus Needs Goals and Measures (Baseline-X, Target-Y, Deadline-Z)			Baseline (BOY)	to Target	by Deadline
	Goal 1			94%	96%	EOY
	Goal 2					EOY
	Goal 3					EOY
	Goal 4					EOY

Title I Components	PBMA	Alignment		Expectations				Focus
		Implementation Action Steps (Target Element Strategies)	Person(s) Responsible	Timeline	PD Code	Budget Source	Amnt	
1	1,2,10	Conduct six weeks attendance meetings	Administration & Attendance Committee	Sept-May Every 7th week	After Sch	GT	\$ 374.00	Progress
2	1,2,10	Six weeks recognition of perfect and outstanding attendance with incentives for improved student attendance rates	Administration & Attendance Committee	Sept-May Every 7th week	Faculty Mgt	SCE	\$ 3,708.00	Culture and Climate
3								
4								
5								
6								
7								
8								
9								
10								
11								
12								
13								
14								
15								

Opportunity Progress Monitoring Schedule: **BOY** (August 20 - November 2) **MOY** (November 5 - February 22) **EOY** (February 25 - May 31)

Progress Monitoring (Target Element Systems)		BOY %	MOY %	EOY %	Target %	Difference
Focus SMART Goal (Target Element)					96%	
					0%	
					0%	
					0%	

Action Step Progress Measure	Implementation Action Steps - Progress (Target Element Strategies)	Implementation Evidence	BOY Status	MOY Status	EOY Status	Reflections/Feedback f# # t
1 Monitor ADA	1-() Conduct six weeks attendance meetings	Cycle Reports/Six Weeks				
2 Monitor ADA	2-(Culture and Climate) Six weeks recognition of perfect and outstanding attendance with incentives for improved student attendance rates	Attendance Report via FOCUS				
3						
4						
5						
6						
7						
8						
9						
10						
11						
12						
13						
14						
15						



20





	BOY %	MOY %	EOY %	Target %	Difference
	20.0%			30%	-10.0%
	95.0%			98%	-3.0%
				0%	
				0%	

	Implementation Action Steps - Progress (Target Element Strategies)	Implementation Evidence	BOY Status	MOY Status	EOY Status
1	Plan for and advertise campus events, especially the designated events of Literacy Night and Family Science Night	Parent Sign In Sheets and communicaiton of campus events			
2	P. E. Coach will monitor and track all student participation in FitnessGram from year to year and report information to administration	Calculation of student participation via PE Coach			
3					